




EX-Series

NEW

EXperience

the world of thermal imaging



Examples

what you can do with thermal

Although a thermal imaging camera is an easy to use tool, you will soon discover that it opens an entire new world and gives you access to a wide variety of applications.

If you are an electrician, building inspector or involved in property management you will soon discover that the FLIR Ex-Series will allow you to do your daily job even faster and more efficiently than before.

- **Building inspections:**

See insulation problems, discover leaks in flat roofs, inspect underfloor heatings, perform blower door tests, detect anomalies in solar panels, check HVAC installations.

- **Electrical and mechanical inspections:**

See internal fuse damage, locate electrical problems, inspect electrical cabinets, check bearings, find motor problems, prevent downtime and production loss.


Experience the world of thermal imaging.
Experience the FLIR Ex-Series.




Discover problems in mechanical installations



Find air infiltration problems




Check floorheating for leaks






Avoid overheated fuses



Find insulation problems




Detect anomalies in HVAC systems




Inspect central heating systems



Check the condition of electrical engines fast



Discover leaks in roofs



Exterior



E4

62.4 °C

FLIR

Color LCD

Image archive button

Back button

Power button

Navigation pad



Visual camera

Thermal camera

Save image button

EX-Series

Our collection...

FLIR Ex-Series cameras are point-and-shoot thermal imaging cameras that give you access to a new dimension. A FLIR Ex-Series camera is an affordable replacement for a spot pyrometer. It provides a thermal image with temperature information on every pixel. The combined image storage of the new MSX®, thermal and visual formats make the cameras incomparably easy to use.

	FLIR E4	FLIR E5	FLIR E6	FLIR E8
Resolution (pixels)	80 x 60	120 x 90	160 x 120	320 x 240
Detect temperature differences	< 0.15 °C	< 0.10 °C	< 0.06 °C	< 0.06 °C
MSX®	X	X	X	X
FLIR Tools	X	X	X	X
Visual camera	X	X	X	X
Picture in Picture			X	X
Color alarm			X	X

EXtras

FLIR Tools

FLIR Tools is easy to use software that comes free of charge with every FLIR Ex-Series thermal imaging camera.



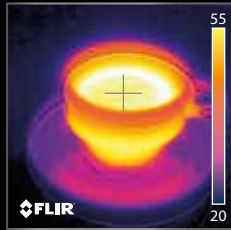
FLIR Tools allows you to easily produce comprehensive reports about your findings for your customer or management. For the more demanding user FLIR Tools+ is available.

Explaining

how thermal imaging works



Image of a cup of coffee. The image doesn't show if the coffee is hot or cold.



Thermal image of a cup of coffee showing that the coffee is 45.3 °C

FLIR thermal imaging cameras:

- Are as easy to use as a digital camera
- Identify and locate the problem
- Measure temperatures
- Help you find faults before real problems occur
- Save you valuable time and money

Infrared thermometers versus thermal imaging cameras

Infrared (IR) thermometers are reliable and very useful for single-spot temperature readings, but when scanning large areas, it's easy to miss critical parts. A thermal imaging camera will instantly reveal possible problem areas whether you're doing electrical, mechanical, building or property management inspections.

A thermal imaging camera is the one tool that really lets you SEE it all.

IR thermometers measure temperature one spot at a time.



FLIR Ex-Series can measure 4,800 temperatures at a time.



Exclusive

MSX® - patented FLIR feature

The unique MSX® feature is included in every FLIR Ex-Series camera. It ensures clear, crisp thermal images.



Thermal image without MSX®



Thermal image with MSX®

Although glass is not transparent for infrared radiation the thermal image with MSX® clearly shows the hands of the clock behind the glass. This is only possible thanks to MSX® technology that overlays a part of the visual image over the thermal image. The result: thermal images on which the smallest details can be seen.



Thermal image with MSX®

FLIR patented MSX® ensures that even the traffic signs and the graffiti on the wall can be read on the thermal image.



Experience more?

Interactive iPad brochure available at the AppStore
Search: FLIR Experience

*Specifications are subject to change without notice. Weights and dimensions are indicative. Imagery used for illustration purposes only.
Copyright 2013, FLIR Systems Inc. All other brand and product names are trademarks of their respective owners.*



** After product registration on www.flir.com*

FLIR Commercial Systems

Luxemburgstraat 2
2321 Meer
Belgium

Tel. : +32 (0) 3665 5100
Fax : +32 (0) 3303 5624
e-mail: flir@flir.com



www.flir.com

Your local dealer: